

MSDW

WALL-MOUNTED FERROMAGNETIC DETECTOR FOR THE SAFETY OF PEOPLE AND SYSTEMS IN MRI FACILITIES



- **PREVENTIVE DETECTION OF FERROMAGNETIC and MAGNETIZED OBJECTS** which can cause a "projectile effect" in the MRI room
- Accurate localization with **MULTI-ZONE ACOUSTIC AND OPTICAL ALARM SIGNALLING**
- **EXTREMELY DURABLE DESIGN** including stainless steel and high impact reinforced plastics
- **IT CAN OPERATE IN ANY LOCATION in ZONE I, II or III**
- **UP TO 70,000 EVENTS** can be recorded locally (**FIFO LOGGER**) with traceability of the alarms, programming modifications and diagnostics
- **PROGRAMMING** of operational parameters and **DOWNLOADING OF DATA LOGGER** by smartphone, tablet or portable PC
- Powered through PoE Ethernet or with AC/DC external adapter
- Large number of CEIA MSD ferromagnetic detectors installed

DETECTION
OVER ENTIRE
HEIGHT OF
PERSON

ADVANCED
TECHNOLOGY
COMPACT
DESIGN

EXTREMELY
DURABLE AND
RELIABLE

- **HIGH AND UNIFORM SENSITIVITY TO FERROMAGNETIC ITEMS**



www.ceia.net

MRI SAFETY THROUGH ELECTROMAGNETICS



MSDW SPECIFICATIONS



CONTROLS AND INDICATORS

Programming of operational parameters and downloading of data logger by smartphone, tablet or portable PC

SECURITY: Password protected programming at User and Supervisor level

MULTI-COLOR STATUS AND ALARM WARNING LIGHT

- GREEN LIGHT** • Normal operation, no alarm
- YELLOW LIGHT** • Detection of ferromagnetic object below alarm threshold
- RED LIGHT** • Detection of ferromagnetic object above alarm threshold:
 - Full height alarm indication
 - Indication proportional to signal intensity
 - Alarm indication with 5 different localization zones
 - Full height alarm indication, followed by zonal signalling
- BLINKING LIGHT:** diagnostics alarm
- BLUE LIGHT** • Connecting BT device in progress

ALARM SOUNDER

- Alarm indication for target over the alarm threshold:
 - Fixed tone
 - Tone proportional to signal intensity
 - Single pulse for pinpointing target
- Alarm tone can be selected, continuous and intermittent
- Self-diagnostics signal: intermittent tone

BLUETOOTH HEADSET (ACCESSORY)

- Copies all acoustic indications, with the addition of checking Bluetooth connection

POWER SUPPLY

Via Ethernet port, PoE Class 0 compliant to IEEE 802.3af/IEEE 802.3at Type 1

Via connecting cable to external 24Vdc supply

Via external AC/DC power adapter [ACCESSORY]

INPUT/OUTPUT

LAN port, Ethernet port, PoE Class 0 compliant to IEEE 802.3af/IEEE 802.3at Type 1

IN/OUT port. General purpose connector. Type: 8-pole M12 male. It supports the following connections:

- Power supply input. Voltage: 24Vdc \pm 10%, 0.25A max
- RS-232 serial communication lines
- Relay output, activated in case of alarm or diagnosis alert. Selectable in normally open or normally closed operation. Rating: 0.4A max, 30Vdc.
- Inhibition input. Galvanically isolated 2-pole connection. Rating: + 5 \div 12 Vdc.

ENVIRONMENTAL CONDITIONS

Working temperature: -10°C to +65°C

Storage temperature: -37°C to +70°C

Relative humidity: 0 to 95%, non-condensing

DETECTOR WEIGHT

3,5 Kg

DIMENSIONS

90 mm x 73 mm x 1820 mm (WxDxH)

SHIPPING INFORMATION

Dimensions: 200 mm x 160 mm x 2170 mm (WxDxH)

Weight: 10 Kg

DETECTOR DEGREE OF PROTECTION For indoor and outdoor use

AVAILABLE ACCESSORIES

BT audio function activation, headset and charger code 88919

External AC/DC adapter code 91553



App CEIA FMD

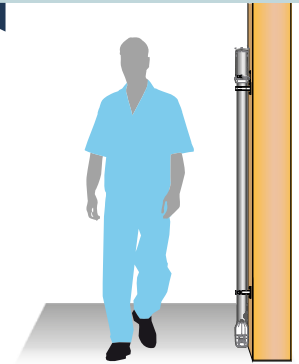
The application allows monitoring of the device, adjustment of the settings and downloading of data logger. Available on Google Play Store.
REQUIREMENTS: Android 7.0 or later, BT interface available

MSDX Distribution Box

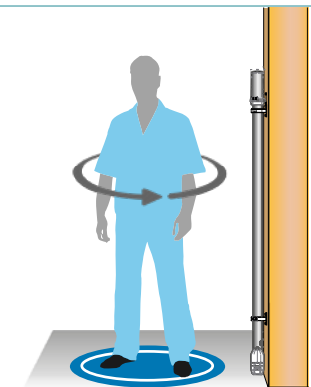
Accessory to be used for the installation of CEIA MSDW devices, designed to simplify the connections between detectors and external devices. It allows the connection of a single detector (Chain Head) or both (Chain Head and Chain Tail), in order to have a single power supply source. code 106913

Standing mat: self-adhesive mat with indication of position and rotation code 94590

STANDALONE CONFIGURATION

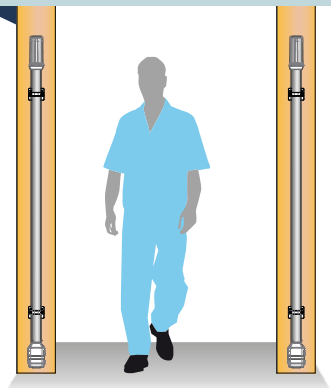


PASS-BY OPERATION



ROTATE-BY OPERATION

PASS-THROUGH CONFIGURATION



COMPLIANCE

- Safe for use for pacemakers and other medical implants
- Compliant with the applicable electromagnetic Standards on Human Exposure and pacemaker safety
- Compliant with and certified to the applicable International Standards for electrical safety and EMC



CEIA • Zona Industriale 54, 52041 Vicinomagno • Arezzo (ITALY)
T +39 0575 4181 • M +39 340 715 3383 • E infosecurity@ceia-spa.com

www.ceia.net

CEIA reserves the right to make changes, at any moment and without notice, to the models (including programming), their accessories and options, to the prices and conditions of sale. DP220K0005v6000hUK - 2022

